

ICX

The FAIR Implant-System

ICX-NARROW LINE

ICX-PREMIUM
NARROW



ICX-ACTIVE-MASTER
NARROW



NEW!


**SURGERY/PROSTHETICS
OVERVIEW 1.1
ICX-NARROW Ø 3,3 mm**

ICX-NARROW LINE Ø 3.3 mm


NEW!

In situations with very limited space, the ICX-NARROW line allows for the use of implants where conventional implants would not be an option.

This is due to the development of innovative manufacturing methods that are required for a smaller diameter implant.



Innovative features of the ICX-NARROW Ø 3,3mm implant system.




The ICX-PREMIUM-NARROW and the ICX-ACTIVE-MASTER-NARROW implant opens up completely new horizons in the field of diameter-reduced implantation!

We have expanded our ICX family with the 3,3 mm diameter implant.


The narrow line continues with the same high quality and precision of the abutment and implant connection that is the staple of the ICX range.

To provide this high tolerance connection we had to rethink the ICX system for the narrow line.



Our goal is to provide your practice with an implant that can be used in borderline areas without having to compromise on stability.


You can now solve difficult cases more easily and rely on our ICX-PREMIUM-NARROW and the ICX-ACTIVE-MASTER-NARROW implants in Ø 3.3mm.



IMPORTANT NOTE:

The ICX-PREMIUM NARROW & TISSUE LEVEL (TL) and ICX-ACTIVE-MASTER-NARROW & TL Ø 3.3mm implants can **NOT be fitted with the standard ICX prosthetics!**

The ICX-NARROW & TL Ø 3.3mm implants have their own prosthetics due to the smaller internal geometry of the ICX-NARROW ICX-PREMIUM & ICX-ACTIVE-MASTER red, Ø 3.75mm • green, Ø 4.1mm • blue, Ø 4.8mm implants are not compatible with the ICX-NARROW (Colour of System pink)!



CONTENTS | SYSTEM OVERVIEW

ICX-NARROW Ø 3.3 mm

PRODUCT KEY AND SERVICE

Explanation of names, signs and labels	4
--	---

SURGERY

ICX-NARROW & TISSUE LEVEL (TL) IMPLANTS & DRILLING

ICX -NARROW & TISSUE LEVEL (TL) Implants	6
ICX-NARROW Parallel and Stop Drills & Surgery Boxes	6-8

HEALING CAPS & TRANSFER

ICX-NARROW HEALING CAPS

ICX Connecting Screws and Gingiva Formers	9
---	---

ICX-NARROW IMPRESSION POSTS

ICX Impression posts	9
----------------------------	---

ICX-NARROW ANALOGES

ICX Model Analogue	9
--------------------------	---

ICX-INSTRUMENTS 10

PROSTHETICS

1. Cemented and bonded restorations

ICX-NARROW ABUTMENTS & ABUTMENT BASES

ICX-Titan abutments	11
ICX Aesthetics Titanium Abutments	11
ICX Adhesive and Scan Attachments	15

2. Occlusally screwed restorations

ICX-multi-CONCEPT FOR OCCLUSALLY FITTING

ICX-multi-concept (4-ON-ICX & 6-ON-ICX)	12-14
--	-------

3. Hybrid techniques

ICX-t-bona BALL HEAD PATRIZES & MATRICES

ICX-t-bona Ball Head System	15
t-ecco & Dalbo®-Plus for ICX	16

ICX-MAXIMUS (LOCATOR™)

ICX-Maximus two-piece abutments	15
Overview ICX-Maximus equipment	17

4. Customized CAD/CAM Milling

CERICX ZIRCONIA ABUTMENTS

CERICX Zirconia abutments	18
---------------------------------	----

Explanation of names, signs and labels

Explanation of the symbols / symbols on labels / product labels and package inserts:



Batch number



Article number



Sterilised by gamma radiation



Use before expiration date



For single use only



Please read the instructions carefully



ICX products are CE marked and comply the requirements of the Medical Device Directive 93/42 EEC



Do not use if the packaging is damaged



Do not resterilise

Color Coding for ICX Drills & Implants diameters

White ○ = Ø 2.9mm

Red ● = Ø 3.75mm

Pink ● = Ø 3.3mm Narrow

Green ● = Ø 4.1mm

Yellow ● = Ø 3.45mm

Blue ● = Ø 4.8mm

ICX-NARROW

Ø 3.3mm

ICX-PREMIUM
NARROW



ICX-ACTIVE
NARROW



STRONG & PREDICTABLE!

Dimension abbreviations:

- L = Length
- H = Height from bone level to top of the abutment
- GH = Gingiva Height
- Hex = size of hexagon
- B = Width
- T = Depth
- K = Length of the stump starting from preparation margin
- Ø = Diameter

All pictures shown are for illustration purposes only

Note:

You can find the instructions by entering the article number of the item or via the product groups. Manuals are available to download as PDFs from <https://medentis.de/wp/icx-service/downloadbereich/>.
If you would prefer a hard copy, please contact medentist medical via E-Mail: info@medentis.de or call us Tel. +49 (0)2641 9110-0.
We dispatch manuals using „UPS Express Saver“ with next working day delivery.
We can also Email or fax Manuals.

ICX-NARROW OVERVIEW

ICX-NARROW & TL Ø 3.3mm Implants

ICX-PREMIUM NARROW Ø 3.3mm Implants

All ICX-PREMIUM NARROW Ø 3.3 mm only available in packs of 6

Article No.

C-001-330080	ICX-PREMIUM Ø 3.3 · L 8mm NEW!
C-001-330100	ICX-PREMIUM Ø 3.3 · L 10mm NEW!
C-001-330125	ICX-PREMIUM Ø 3.3 · L 12.5mm NEW!

Ø 3.3mm



ICX-ACTIVE-MASTER NARROW Ø 3.3mm Implants

All ICX-ACTIVE-MASTER NARROW Ø 3.3 mm only available in packs of 6

Article No.

ACM-001-330080	ICX-ACTIVE-MASTER Ø 3,3 · L 8mm NEW!
ACM-001-330100	ICX-ACTIVE-MASTER Ø 3,3 · L 10mm NEW!
ACM-001-330125	ICX-ACTIVE-MASTER Ø 3,3 · L 12.5mm NEW!

Ø 3.3mm




ICX-PREMIUM TISSUE LEVEL Ø 3.3mm Implants

All ICX-PREMIUM TISSUE LEVEL Ø 3.3 mm only available in packs of 6

Article No.

T-001-330080	ICX-PREMIUM TissueLine Ø 3.3 x 8mm NEW!
T-001-330100	ICX-PREMIUM TissueLine Ø 3.3 x 10mm NEW!
T-001-330125	ICX-PREMIUM TissueLine Ø 3.3 x 12.5mm NEW!

Ø 3.3mm



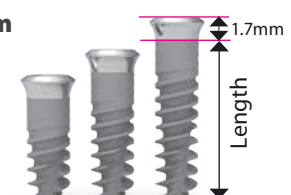
ICX-ACTIVE-MASTER TISSUE LEVEL Ø 3.3mm Implants

All ICX-ACTIVE-MASTER TISSUE LEVEL Ø 3.3 mm only available in packs of 6

Article No.

TAM-001-330080	ICX-ACTIVE MASTER TissueLine Ø 3.3 x 8mm NEW!
TAM-001-330100	ICX-ACTIVE MASTER TissueLine Ø 3.3 x 10mm NEW!
TAM-001-330125	ICX-ACTIVE MASTER TissueLine Ø 3.3 x 12.5mm NEW!


Ø 3.3mm



ICX-NARROW OVERVIEW


ICX-NARROW Ø 3.3mm Drills

ICX-PREMIUM NARROW Ø 3.3mm Drills


Article-No.	ICX-PREMIUM NARROW Drills	Article
C-014-003330		ICX-PREMIUM NARROW Parallel drill Soft Ø 3.3 pink I ●
C-014-006330		ICX-PREMIUM NARROW Parallel drill Standard Ø 3.3 pink II ●
C-014-007330		ICX-PREMIUM NARROW Parallel drill Hard Ø 3.3 pink III ●
C-014-005330		ICX-PREMIUM NARROW Stop drill Ø 3.3 pink ●

ICX-PREMIUM surgery box

(incl. content): € 990.-*


Article-No.	ICX-PREMIUM surgery box (incl. content)
C-018-010003	<p>ICX-PREMIUM surgery box (incl. content)</p> 

ICX-ACTIVE-MASTER NARROW Ø 3.3mm Drills

Article-No.	ICX-ACTIVE MASTER NARROW Drills	Article
ACM-014-003330		ICX-ACTIVE-MASTER NARROW Parallel drill Soft Ø 3.3 pink I ●
ACM-014-006330		ICX-ACTIVE-MASTER NARROW Parallel drill Standard Ø 3.3 pink II ●
ACM-014-007330		ICX-ACTIVE-MASTER NARROW Parallel drill Hard Ø 3.3 pink III ●
ACM-014-005330		ICX-ACTIVE-MASTER NARROW Stop drill Ø 3.3 pink ●

ICX-ACTIVE-MASTER surgery box

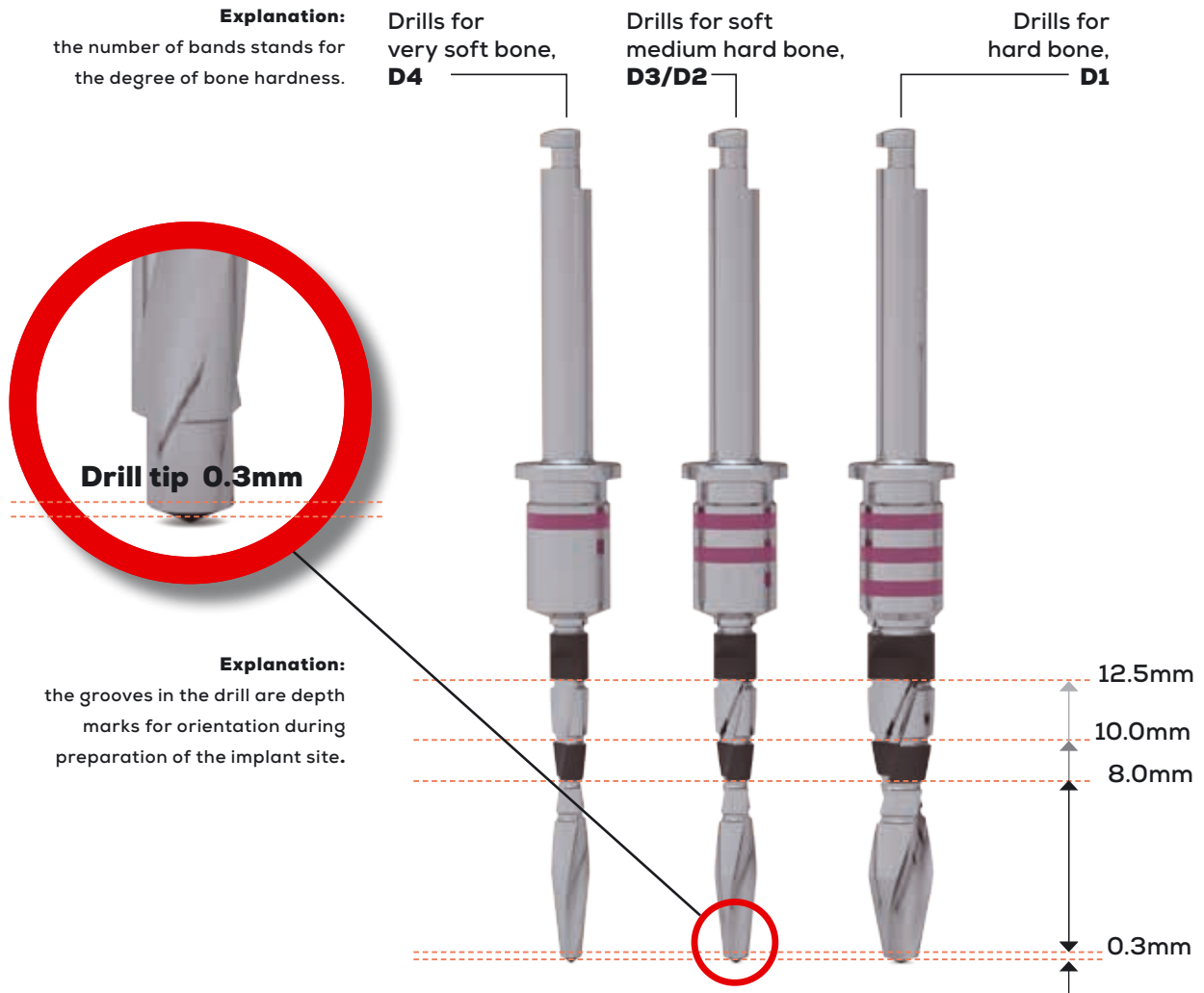
(incl. content): € 990.-*

Article-No.	ICX-ACTIVE-MASTER surgery box (incl. content)
C-018-000006	<p>ICX-ACTIVE-MASTER surgery box (incl. content)</p> 

ICX-NARROW OVERVIEW


ICX-NARROW Ø 3.3mm Drills

ATTENTION! **IMPORTANT NOTE** ATTENTION!









For the ICX-NARROW drills, the drill length is due to the drill bit by 0,3mm longer - please note that when drilling then too the drilling depth must increase by an additional 0.3mm!





ICX
The FAIR Implant-System



ICX cover screws and healing caps (gingiva formers)

Article-No.	Article	Dimensions	Material	
N-003-000001	ICX Narrow cover screw	GH 0mm	Titanium	
N-003-000002	ICX Narrow cover screw Sterile pack of 6	GH 0mm	Titanium	
N-003-000021	ICX Narrow Healing cap GH 2mm	GH 2mm	Titanium	
N-004-004120	ICX Narrow Healing cap Conical, 2mm	GH 2mm Ø 4.1	Titanium	
N-004-004130	ICX Narrow Healing cap Conical, 3mm	GH 3mm Ø 4.1	Titanium	
N-004-004150	ICX Narrow Healing cap Conical, 5mm	GH 5mm Ø 4.1	Titanium	

Impression posts and model analogs

Article-No.	Article	Dimensions	Material	
N-005-020002	ICX Narrow closed impression post	H 10.4mm Ø 4.5	Titanium	
N-005-030001	ICX Narrow open impression post	H 8.5mm Ø 4.5	Titanium	
N-005-030002	ICX Narrow open impression post long	H 15mm GH 2mm Ø 4.5	Titanium	
N-006-010003	ICX Narrow model analog CAD/CAM	Ø 4.0 L 10mm	Titanium	



Note: Please tighten all ICX-Cover screws and healing caps by hand only. A torque of 5 to 10 Ncm should not be exceeded. There is a risk that the conical surfaces may lock permanently if tightened with 20 Ncm or more.

Note: H = height from bone level to top of the abutment
GH = Gingiva Height




ICX-NARROW OVERVIEW

Instruments

Insertion tools

Article-No.	Article	Dimensions	Material	
N-015-100002	ICX Narrow Insertion tool Medium, ISO-Shaft	L = 28.5mm	stainless steel	
N-015-100040	ICX Narrow Insertion tool Click system, Medium, ISO-Shaft	L = 28.5mm	stainless steel	

Hex tools

Article-No.	Article	Dimensions	Material	
C-015-100033	ICX-Hex tool Hex 1.2 ISO-Shaft	L = 25mm	stainless steel	
C-015-100030	ICX-Hex tool Hex 1.2, Medium, One complete piece	L = 27mm	stainless steel	
C-015-100036	ICX-Hex tool Hex 1,2, long, One complete piece	L = 32mm	stainless steel	

ICX-NARROW




LINE Ø 3,3 mm

Hex = size of hexagon





ICX-NARROW OVERVIEW

ICX titanium abutments


ICX titanium abutments

Article-No.	Article	Dimensions	Material	
N-007-020401	ICX Narrow abutment straight (0°), 1mm	GH 1mm Ø 4.0	Titanium	
N-007-020402	ICX Narrow abutment straight (0°), 2mm	GH 2mm Ø 4.0	Titanium	
N-007-020403	ICX Narrow abutment straight (0°), 3mm	GH 3mm Ø 4.0	Titanium	

ICX titanium aesthetic abutments

Article-No.	Article	Dimensions	Material	
N-010-020010	ICX Narrow aesthetic 15°, 1mm	GH 1mm Ø 4.0	Titanium	
N-010-020020	ICX Narrow aesthetic 15°, 2mm	GH 2mm Ø 4,0	Titanium	
N-010-040010	ICX Narrow aesthetic 25°, 1mm	GH 1mm Ø 4,0	Titanium	
N-010-040020	ICX Narrow aesthetic 25°, 2mm	GH 2mm Ø 4,0	Titanium	








Connecting screw (inclusive)

Article-No.	Article	Dimensions	Material	
N-011-000001-01	ICX Narrow connecting screw	Hex 1.2mm	Titanium	

ICX-NARROW OVERVIEW

ICX-multi®- concept = 4-ON-ICX and 6-ON-ICX


ICX-multi®-Abutments

Article-No.	Article	Dimensions	Material	
N-020-750010	ICX Narrow multi abutment straight (0°), 1mm without hex	K 2.2mm GH 1mm Ø 4.8	Titanium	
N-020-750020	ICX Narrow multi abutment straight (0°), 2mm without hex	K 2.2mm GH 2mm Ø 4.8	Titanium	
N-020-750030	ICX Narrow multi abutment straight (0°), 3mm without hex	K 2.2mm GH 3mm Ø 4.8	Titanium	
N-020-751710	ICX Narrow multi abutment 17° 1mm with hex	K 2.2mm GH 1mm Ø 4.8	Titanium	
N-020-751720	ICX Narrow multi abutment 17° 2mm with hex	K 2.2mm GH 2mm Ø 4.8	Titanium	
N-020-753510	ICX Narrow multi abutment 35° 3mm with hex	K 2.2mm GH 1mm Ø 4.8	Titanium	
N-020-753520	ICX Narrow multi abutment 35° 2mm with hex	K 2.2mm GH 2mm Ø 4.8	Titanium	



Note: GH = Gingiva Height
K = Length of the stump starting from preparation margin














Connecting screw (inclusive)

Article-No.	Article	Dimensions	Material	
N-020-000010-01	ICX Narrow multi connecting screw	Hex 1.2mm	Titanium	

ICX-NARROW OVERVIEW

ICX-multi®- concept = 4-ON-ICX and 6-ON-ICX

Minimum required height 5.5mm




Article-No.		Article	Dimensions	Material
C-003-000005		ICX-multi protection cap	Ø 4.8 L 4.6mm	Titanium
C-005-070001		ICX-multi closed impression post Includes Impression cap	L 11mm	Titanium
C-005-070002		ICX-multi open impression post Includes Impression casting aid	L 13mm	Titanium
C-006-010007		ICX-multi Model analog short CAD/CAM	L 11mm K 2.2mm	Titanium
C-020-951120		ICX-multi prosthetic abutment, Titanium	Ø 4.8 L 12mm (kürzbar auf 4,1mm)	Titanium
C-020-952120		ICX-multi multi prosthetic abutment, Plastic (burn out)	Ø 4,8 L 12mm (shortened to 4.1mm)	Plastic (burn out)
C-020-953120		ICX-multi prosthetic abutment, Peek (for interim and bite registration)	Ø 4.8 L 12mm (shortened to 4,1mm)	Peek
C-029-002010		ICX-multi adhesive base (for bar and plastic-resin veneered bridges)	Ø 4.8 L 5.5mm	Titanium
C-029-002011		ICX-multi adhesive base (for ceramic veneered bridges)	Ø 5.4mm, L 5.5mm	Titanium
C-030-000010		ICX-multi Scan cap	L 12,5mm B 4,5mm T 6,5mm	Peek
C-031-100001		ICX-Maximus--cap, GH 3mm, (plus GH from ICX-multi construction)	Ø 4.8 L 4.4mm	Titanium
C-015-100030		ICX-multi Hex tool 1,2 hex , Medium, One complete piece	Hex 1.2mm	stainless steel
C-020-000001		ICX-multi tool 3.2 hex For straight abutments	Hex 3.2mm	stainless steel



C-020-000011 Connection screw included
(for connecting prosthetic abutments to multi abutment)

ICX-NARROW OVERVIEW**ICX-multi®- concept = 4-ON-ICX and 6-ON-ICX**

Minimum required height 5.5mm

Article-No.		Article	Dimensions	Material
C-020-956120		ICX- <i>multi</i> Prosthetic abutment CoCr Biodur CCM / BC For casting to none precious alloys	Ø 4.8mm L 7mm	CoCr Biodur CCM/ BC
C-020-955120		ICX- <i>multi</i> -welding abutment For welding several abutments together with a titanium wire	Ø 4.8mm L 12mm	Titanium
C-020-955121		ICX- <i>multi</i> -welding abutment For welding several abutments together with a titanium wire	Ø 5.1mm L 10.5mm	Titanium



C-020-000011 Connection screw included
(for connecting prosthetic abutments to multi abutment)

Application and design intent

The ICX-*multi*-concept is a prosthetic designed for immediate restoration of edentulous patients.

For improved support of temporary restoration it is recommended that rear implants are set at 17 or 35 angles from the distal.

For this reason we have the 17 and 35 degree angulated ICX-*multi* abutments



VISIT OUR ICX SHOP:**www.medentis.de**

ICX-NARROW
LINE Ø 3.3 mm




ICX-NARROW OVERVIEW

Adhesive, Scan abutment, t-bona, ICX Maximus



Adhesive and Scan abutment

Article-No.	Article	Dimensions	Material	
N-029-000002	ICX Narrow Adhesive abutment with hex (Ø 4,4) nose head	GH 0.75mm Ø 4.4	Titanium	
N-030-000003	ICX Narrow scan abutment Narrow, coated	H 11.5mm Ø 4.1	Titanium	

t-bona ball head abutments

Article-No.	Article	Dimensions	Material	
N-022-060001	ICX Narrow t-bona, Standard, 1mm	GH 1mm	Titanium	
N-022-060002	ICX Narrow t-bona, Standard, 2mm	GH 2mm	Titanium	
N-022-060003	ICX Narrow t-bona, Standard, 3mm	GH 3mm	Titanium	








ICX-Maximus abutments

Article-No.	Article	Dimensions	Material	
N-031-010002	ICX Narrow Maximus, two part H = 2mm	GH 1mm	Titanium	
N-031-010003	ICX Narrow Maximus, two part H = 3mm	GH 2mm	Titanium	






ICX-NARROW OVERVIEW

ICX-t-bona ball head-System

t-ecco/female

Article-No.		Article	Material
T-13825		t-ecco, female, complete, including retention replacement male gold and red plastic auxiliary ring (plus model analogue)	Titan plus AuPt
T-13836		t-ecco, female	
T-13833		t-ecco, retention replacement, golden	AuPt
833100		model analogue	
T-10571	 Activator Deactivator	t-ecco activator/deactivator	stainless steel
960002		Hex tool, Hex 0.9 short, working length 10mm	stainless steel
C-015-100029		Hex tool, Hex 0.9 one piece, long, working length 23mm	stainless steel

Dalbo®-plus/female

Article-No.		Article	Material
DP-055890		Dalbo®-PLUS female TE elliptically complete (Dalbo®-PLUS model analogue)	Titanium plus Elitor
DP-055643		Dalbo®-PLUS lamellae insert (no indentation)	Elitor
DP-050068		Dalbo®-PLUS Tuning-Soft lamellae insert (1 indentation) in case of abrasion of ball Ø 2.2-2.23	Elitor
DP-055687		Dalbo®-PLUS Tuning lamellae insert (2 indentation) in case of abrasion of ball Ø 2.17-2.2	Elitor
DP-072609		Dalbo®-PLUS tool/activator	Titanium

Note:














Only use the Dalbo®-PLUS tool (DP-072609) to adjust the retention levels.

ICX-NARROW OVERVIEW

ICX-Maximus equipment

Females

ICX-Maximus equipment:

Article-No.		Article	Material
C-031-852400		Retention replacement male, Transparent (4 pcs.), retention forces approx. 2.265g, Divergence balance $\pm 10^\circ$	Plastic
C-031-852700		Retention replacement male pink (4 pcs.), retention forces approx. 1.360g, Divergence balance $\pm 10^\circ$	Plastic
C-031-852900		Retention replacement male blue (4 pcs.), retention forces approx. 680g Divergence balance $\pm 10^\circ$	Plastic
C-031-854700		Retention replacement male green (4 pcs.), retention forces approx. 1.590g, Divergence balance $\pm 20^\circ$	Plastic
C-031-854800		Retention replacement male red (4 pcs.), retention forces approx. 680g, Divergence balance $\pm 20^\circ$	Plastic
C-031-851500		Processing male, black (4 pcs.), retention forces approx. 680g, Divergence balance $\pm 20^\circ$	Plastic
C-031-851902		Locator™ male processing package (titanium abutments with retention replacements, 2 pcs.)	Titanium/ Plastic
C-031-851910		Locator™ male processing package (titanium abutments with retention replacements, 10 pcs.)	Titanium/ Plastic
C-015-100032		Core tool	stainless steel
C-031-850501		Impression post (4 pcs.)	Titanium
C-031-853000		Maximus model analog $\varnothing 4$ mm (4 pcs.)	Titanium
C-015-100018		Torque wrench driver (short) 23 mm	stainless steel
C-015-100031		Torque wrench driver (long) 29 mm	stainless steel







Compatible with Locator™ abutments, Maximus abutments are an in-house development of medentis medical.

Products marked with ® and ™ are registered trademarks of the respective manufacturer.

ICX-NARROW OVERVIEW


CERICX-NARROW abutments

CERICX-NARROW abutments

Article-No.	Article	Dimensions	Material	
N-036-A/B/C 10501	ICX Narrow CERICX abutment straight (0°), 1mm	Ø 5.5mm/ Ø 6.5mm GH 1.2/3.1mm K 6.5mm	Titanium	A = Tooth Colour „light” 
N-036-A/B/C 10502	ICX Narrow CERICX abutment straight (0°), 2mm	Ø 5.5mm/ Ø 6.5mm GH 2.2/4.1mm K 6.5mm	Titanium	B = Tooth Colour „standard” 
N-036-A/B/C 10503	ICX Narrow CERICX abutment straight (0°), 3mm	Ø 5.5mm/ Ø 6.5mm GH 3.2/5.1mm K 6.5mm	Titanium	C = Tooth Colour „dark” 
N-036-A/B/C 10504	ICX Narrow CERICX abutment straight (0°), 4mm	Ø 5.5mm/ Ø 6.5mm GH 4.2/6.1mm K 6.5mm	Titanium	
N-036-A/B/C 10505	ICX Narrow CERICX abutment straight (0°), 5mm	Ø 5,5mm/ Ø 6,5mm GH 5.2/7.1mm K 6.5mm	Titanium	
N-036-A/B/ C20005	ICX Narrow CERICX abutment 15° Aesthetic 0.5mm	Ø 5.5mm/ Ø 6.5mm GH 1.2/3.2mm K 7mm	Titanium	A = Tooth Colour „light” 
N-036-A/B/C 20015	ICX Narrow CERICX abutment 15° Aesthetic 1.5mm	Ø 5.5mm/ Ø 6.5mm GH 2.2/4.2mm K 7mm	Titanium	B = Tooth Colour „standard” 
N-036-A/B/C 20025	ICX Narrow CERICX abutment 15° Aesthetic 2.5mm	Ø 5.5mm/ Ø 6.5mm GH 3.2/5.2mm K 7mm	Titanium	C = Tooth Colour „dark” 
N-036-A/B/C 20035	ICX Narrow CERICX abutment 15° Aesthetic 3.5mm	Ø 5.5mm/ Ø 6.5mm GH 4.2/6.2mm K 7mm	Titanium	
N-036-A/B/C 20045	ICX Narrow CERICX abutment 15° Aesthetic 4.5mm	Ø 5.5mm/ Ø 6.5mm GH 5.2/7.2mm K 7mm	Titanium	

0° and 15° degrees angulation with optimized preparation margins for inter-oral scanning systems and cerec®-scans available in three different tooth colors and five gingival heights.

medentis[®]
medical




ICX-NARROW

LINE Ø 3.3 mm

VISIT OUR ICX SHOP:

www.medentis.de

ICX-NARROW LINE Ø 3.3 mm



SURGERY/PROSTHETICS OVERVIEW 1.1 ICX-NARROW Ø 3,3 mm